

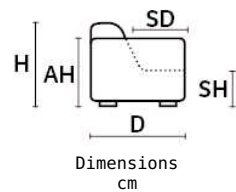
LIVING

 **ROSSINI**
MADE IN ITALY®





LIVING



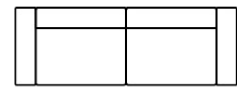
D 98 | H 83 | AH 59 | SH 45 | SD 54

TECHNICAL DESCRIPTION


THICK STITCH: available
 STRUCTURE: HARDWOOD FRAME FOR EXTRA STRENGTH
 SEAT/BACK SUSPENSION: REINFORCED ELASTIC WEBBING
 SEAT CUSHIONS: HIGH DENSITY ECOLOGIC OPEN CELL POLYURETHANE FOAM AND MEMORY FOAM COVERED WITH A LAYER OF DACRON WADDING

BACK CUSHIONS: HIGH DENSITY ECOLOGIC OPEN CELL POLYURETHANE FOAM COVERED WITH A LAYER OF DACRON WADDING
 FOOT/OPTION 1: Metal Chrome satin finishing
 FOOT/OPTION 2: Stainless steel feet
 FOOT/OPTION 3: Metal feet titanium finishing.

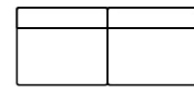
MAXI SEAT (VERSION OF THE GROUP HAVE THE SAME SEAT WIDTH)



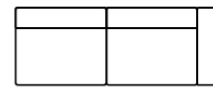
W 240
V314 3 SEATER MAXI



W 223
V316 LHF 3 SEATER MAXI



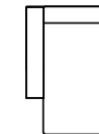
W 206
V315 3 SEATER MAXI ARMLESS



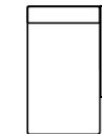
W 223
V317 RHF 3 SEATER MAXI



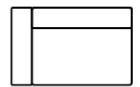
W 102
V131 ARMLESS CHAIR MAXI




W 109
D 173
V502 LHF CHAISE LONGUE MAXI



W 109
D 173
V503 RHF CHAISE LONGUE MAXI



W 119
V116 LHF ARMCHAIR MAXI

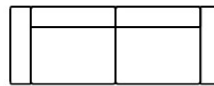


W 119
V117 RHF ARMCHAIR MAXI

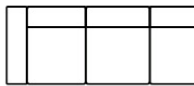
MEDIUM SEAT (VERSION OF THE GROUP HAVE THE SAME SEAT WIDTH)



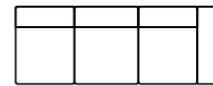
W 310
V343 3 SEATER PLUS EXTRA



W 220
V304 3 SEATER PLUS

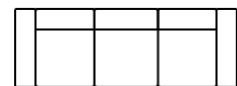


W 293
V344 LHF 3 SEATER PLUS EXTRA




W 293
V345 RHF 3 SEATER PLUS EXTRA

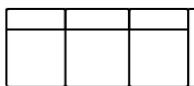
SMALL SEAT (VERSION OF THE GROUP HAVE THE SAME SEAT WIDTH)



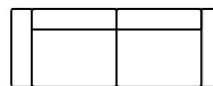
W 280
V347 3 SEATER EXTRA (3 SEAT CUSHIONS)




W 263
V351 LHF 3 SEATER EXTRA (3 CUSHIONS)



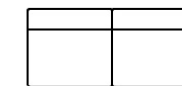
W 263
V352 RHF 3 SEATER EXTRA (3 CUSHIONS)



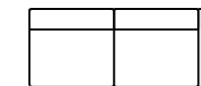
W 195
V300 3 SEATER



W 178
V302 LHF 3 SEATER



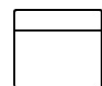
W 161
V301 3 SEATER ARMLESS



W 178
V303 RHF 3 SEATER



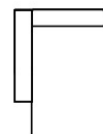
W 99
V101 LHF ARMCHAIR



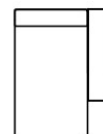
W 81
V103 ARMLESS CHAIR



W 99
V102 RHF ARMCHAIR



W 99
D 173
V500 LHF CHAISE LONGUE MINI

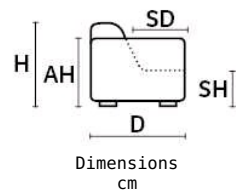


W 99
D 173
V501 RHF CHAISE LONGUE MINI

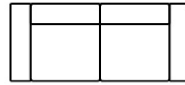
XSMALL SEAT (VERSION OF THE GROUP HAVE THE SAME SEAT WIDTH)

LEATHER COLOR SHADE DIFFERENCES: The model upholstered with some Natural leather such as Maya, Moss, Carees and Sensation, could present in some area differences in color tones of about 5%. Such differences are not to be considered defect but an expression of the natural characteristic of the cowhide. The company reserves the right without prior notice to make technical sheets changes and/or materials for quality product improvement. Leather sofas are a handmade product and according to the leather covering selected there could be a measurement tolerance of about 2 inches (cm 5) on each sku.
 REV. 002 DEL 28/10/2020 | Pag. 3 of 4

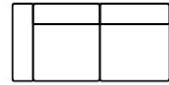
LIVING



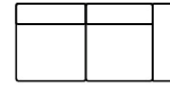
D 98 | **H 83** | **AH 59** | **SH 45** | **SD 54**



W 175
V200 2 SEATER



W 158
V202 LHF 2 SEATER



W 158
V203 RHF 2 SEATER

TECHNICAL DESCRIPTION

THICK STITCH:

available

STRUCTURE:

HARDWOOD FRAME FOR EXTRA STRENGTH

SEAT/BACK SUSPENSION:

REINFORCED ELASTIC WEBBING

SEAT CUSHIONS:

HIGH DENSITY ECOLOGIC OPEN CELL POLYURETHANE FOAM AND MEMORY FOAM COVERED WITH A LAYER OF DACRON WADDING

BACK CUSHIONS:

HIGH DENSITY ECOLOGIC OPEN CELL POLYURETHANE FOAM COVERED WITH A LAYER OF DACRON WADDING

FOOT/OPTION 1:

Metal Chrome satin finishing

FOOT/OPTION 2:

Stainless steel feet

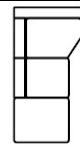
FOOT/OPTION 3:

Metal feet titanium finishing.

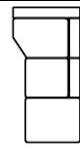
JOLLY (CAN BE COMBINED WITH ALL THE VERSION GROUP)



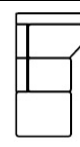
W 97
V100 ARMCHAIR



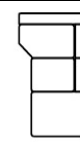
W 261
D 111
V406 LHF CORNER CHAIR MERIDIAN



W 261
D 111
V407 RHF CORNER CHAIR MERIDIAN



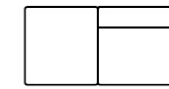
W 221
D 111
V425 LHF CORNER CHAIR MINI MERIDIAN



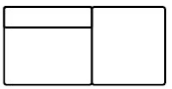
W 221
D 111
V426 RHF CORNER CHAIR MINI MERIDIAN



W 111
D 111
V400 CORNER



W 150
V112 LHF CHAIR MERIDIAN



W 150
V113 RHF CHAIR MERIDIAN




W 85
D 60
V600 OTTOMAN



W 120
D 85
V601 BENCH



FOOT OPTION 1:
STAINLESS STEEL SATIN FINISHING



FOOT OPTION 2:
STAINLESS STEEL FINISHING



FOOT OPTION 3:
STAINLESS STEEL TITANIUM FINISHING

LEATHER COLOR SHADE DIFFERENCES: The model upholstered with some Natural leather such as Maya, Moss, Carees and Sensation, could present in some area differences in color tones of about 5%. Such differences are not to be considered defect but an expression of the natural characteristic of the cowhide. The company reserves the right without prior notice to make technical sheets changes and/or materials for quality product improvement. Leather sofas are a handmade product and according to the leather covering selected there could be a measurement tolerance of about 2 inches (cm 5) on each sku.
REV. 002 DEL 28/10/2020 | Pag. 4 of 4