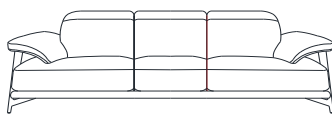




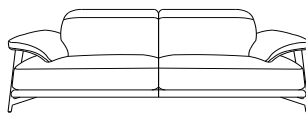
TECHNICAL DATA SHEET		MOD.	MAREA
<p>81/103</p> <p>113</p>	SEAT H.	45 CM	
	SEAT D.	60 CM	
	ARM H.	63 CM	
	ARM W.	39 CM	

cod. 350  
3 SEATER MAXI



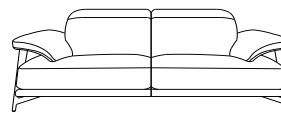
252

cod. 300  
3 SEATER



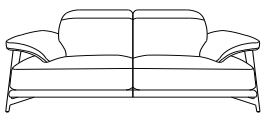
232

cod. 209  
2STR MAXI



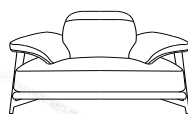
212

cod. 200  
2 SEATER



192

cod. 100  
ARMCHAIR



130

cubobrosso®

**AVAILABLE COVER**

AS PER CUBOROSSO SWATCHES

**STRUCTURE**

WOODEN STRUCTURE IN MULTI-LAYER FIR, FIBERBOARD AND CHIPBOARD

**INSIDE**

SEAT	BACK	ARMS
POLYURETHANE	POLYURETHANE	POLYURETHANE
DENSITY 35 x KG		

**BELTS SYSTEM**

SEAT	ELASTIC BELTS	
BACK	ELASTIC BELTS	

**FEET**

METAL FEET H. 17,5 cm.

**FEATURES**

RATCHET SYSTEM HEADRESTS

**OPTIONALS****NOTES**