



Space 5300 Power Recliner

A staple of modern Scandinavian design, our Space range provides the perfect stylish touch to your living area. Sleek, modern lines and plush, padded cushioning covered with a luxurious fitted upholstery are what makes our Space recliners both stylish and comfortable. With Space Power, upgrade your relaxation with a motorized footrest for the smoothest recline.

The Space 5300 Power recliner offers luxurious comfort and relaxation with its supportive, welcoming design. A spacious backrest cushion featuring plush padding embraces the body, enhanced by deep line stitching, while the graceful curved armrests featuring wood veneer adds a touch of elegant style and detail. With an elegantly curved motorized footrest, this recliner also offers added luxurious comfort and convenience.



The IMG Promise

Our products are subjected to the highest Norwegian quality standards. Our comprehensive warranty policy is our promise to you that your furniture has been built to last.

Warranty - See warranty policy for more details.



10 years on molded foam cushions and steel frames
5 years on mechanisms
2 years on motor and battery-parts
2 years on leather and fabric covers

DESIGNED IN NORWAY

Space 5300 Power Specifications



Functions



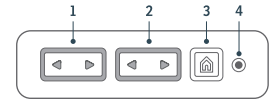
360° Swivel Function



Manual Height and Angle Adjustable Headrest



Effortless Powered Reclining with an Individually Powered Footstool



Space Power Buttons

1. Powered Reclining Backrest
2. Powered Integrated Footstool
3. Home Button to reset all positions
4. Power/charge socket

Base Options



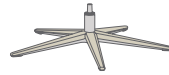
B1
Slimline Polished



B1
Slimline Polished & Brushed



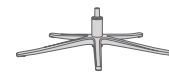
B1
Slimline Black



B2
Polished Wood Cap



B3
Black Wood Cap



B4
Classic Polished



B4
Classic Black

Features

1. Higher Grade Foam

Created through cold-cure foam technology, this ensures ergonomically correct seating posture and support which lasts.

2. Comfort-Precision Headrest

Adjustable head and neck support gives you the ultimate comfort in all seating positions, through simply tilting the headrest.

3. Height-Adjustable Headrest

Enabling the headrest to be adjusted for taller individuals.

4. Motorized Integrated Footstool

With Space Power, receive a powered integrated footrest operated at the push of a button, and choose your preferred angle.

5. Motorized Back Recline

Ease into a smooth, gentle recline with our motorized backrest operated using a second power button.

6. Steel Interior Springs

Located throughout the back and seat provide optimum support whilst cradling the body.

7. Solid Frame Construction

A steel and hardwood frame provides durability and strength.

8. 360 Swivel Function

Enabling you to turn in any direction with ease to ensure you never miss a moment.



Measurements *

Product Code	Total Width	Total Depth	Total Height	Seat Width	Seat Height	Seat Depth	Total Depth (reclined)	Wall Clearance Requirement
Space 5300 Power Integrated	86 cm / 33.8 in	88-93 cm / 34.6-36.6 in	96-109 cm / 37.7-42.9 in	52 cm / 20.4 in	51 cm / 20 in	48 cm / 18.9 in	158-170 cm / 62.2-66.9 in	26.5-32 cm / 10.4-12.5 in

* The dimensions are approximate and may vary with +/-2cm